



2025

			2025		2026	4
28		(2026)1100122				
			2025			
	2026	0237				
			11.55		18.87%	
3.11		2.01%	POCT			2025
			1.74		249.76%	
	1				2025	2
		3				
			4			

3,044

2025

42%

28%

2025

2025

17,399.42

2025 1 31

2025

17,171.55

17%

38%

13

2025

1,498.36

70%

37%

10

1	A	464.48	
2	B	434.72	
3		425.62	
4		396.79	
5		394.64	

6		375.24	
7		366.12	
8		356.16	
9		353.79	
10		337.98	
		3,905.54	

1 2 3

1

2

3

4

5

6

7

8

2025

()

4

1

2

È €Ôq€

3



2025

4

5

2025 4

14,652.73

50,001.89%

2

20

5

—

1

	2025	2024	
	48,406.36	44,318.12	9.22%
	5,740.54	4,677.89	22.72%
	88.14%	89.44%	-1.3%
	18,549.82	10,467.60	77.21%

2

		2025	2024	
()		379.14	431.86	-12.21%
		0.04	0.06	-27.76%
		16,633.67	26,229.17	-36.58%
		2,814.45	3,080.72	-8.64%
		83.08%	88.25%	-5.17%
()		85.58	38.71	121.06%
		0.37	0.46	-20.24%
		31,368.00	17,790.59	76.32%
		2,576.79	1,341.78	92.04%
		91.79%	92.46%	-0.67%

2025

2025

2025

2023

2024

2025

2025

1

2

2025

2026

24

3

154,877.58

2025 1 11

2 3 4 5

1

2

3

4

5

2025

2025

6.21 17.4%

12.58% 5.41 45.19%

33% 26%

1

2

90

1

A	8,088.20	7,157.70	90-360	0	0%
B	2,813.11	228.47	90-360		

30-30

W

\$

P

~ a "

1 2025

8,886.63 2

60

90 360

2026 1-4

7,000

1

2

3

4

5

6

1

1

2025

13.15

13.80%

-1,555.38

-4,932.34

-4,501.26

-4% -22%

-29%

10

" ž

/

2025

/

				/	/	2025
1		7.30%	100,000,000.00	12,990,913.05	47,499,070.75	134,508,157.70
2		4.75%	40,000,000.00		10,621,579.82	50,621,579.82
3		50.00%	200,000,000.00		9,087,494.80	209,087,494.80
4		30.58%	35,000,000.00		-228,840.40	34,771,159.60
5	(19.80%	8,000,000.00			8,000,000.00
)					
		-	383,000,000.00	12,990,913.05	66,979,304.97	436,988,391.92

1

2025

24

12.29

3		3.72%	-
4		6.39%	-
5		5.73%	-
6		1.88%	-
7		5.83%	-
8		4.55%	-
9		10.11%	-
10		8.24%	-
11		2.05%	-
12		4.67%	2024
13		2.15%	-
14		8.94%	-
15		6.16%	-
16		6.16%	-
17		2.22%	-
18		-	2025
19		4.44%	-
20		4.97%	-
21		3.20%	-
22		3.14%	2024
23		2.83%	-
24		0.53%	-

2

2025

12

4.80

6.27

1		6.87%	
2		2.22%	

3		4.44%	
4		2.49%	
5		0.72%	
6		2.13%	
7		2.78%	
8		2.51%	
9		4.35%	
10		2.61%	
11		3.78%	
12		4.02%	

3

2025


6

3.38

1

46.80%

2



5

()

2025

/

2025

/

/ / / 2025

„ БД-ЕЗВЗРЅ0

1	25%	850.00	-543.82	306.18	1	
2	44.64%	27,509.78	-5,613.47	6,992.97	14,903.34	1
3	40%	400.00	-24.20	375.80	1	
4	30%	300.00	16.28	316.28	1	
5	40.00%	5,333.00	-2,549.95	2,783.05	1	
6	0.14%	500.00	123.87	623.87		
7	15.00%	500.00	0	500.00		
8	30%	2,000.00	0	2,000.00		
9						

		2025	2024	2025	2024	2025	2024	2025	2024	
				10'000						
1		1,064	1,900	-63	859	222	471	-1,331	-1,194	
2		26,700	23,465	22,732	19,532	108	-	-5,916	-4,627	
3		940	938	940	938	-	-	-1	-18	
4		1,057	503	604	430	1,059	831	174	-98	
5		14,456	18,443	6,958	13,203	230	138	-6,249	-109	2024 8 2025
6		4,182	3,552	2,332	1,822	6,687	2,607	511	-478	
7		2,167	3,314	2,167	3,314	-	-	-1,147	-686	
8		36,658	44,712	-218,466	-197,038	6,051	6,979	-29,188	-39,945	
9		705	855	-1,704	-881		46	-823	-994	
10										

		37,206	42,762	-5,556	-13%
		17,779	22,443	-4,664	-21%
		1,844	2,542	-699	-27%
		-4,664	-1,285	-3,379	-263%
		17,021	22,352	-5,331	-24%
		5,102	6,208	-1,107	-18%
		2,772	3,765	-993	-26%
		-1,075	-1,158	83	7%
		23,740	24,268	-528	-2%
		8,435	15,497	-7,062	-46%
		100	1,136	-1,036	-91%
		-7,067	-7,035	-32	0%

2024 2025

7,067

7,035

53.20%

61.848%

36.2.7

5

6

()

2024 6

90.91%

...

()

10,000

100% 2

()

()

10,000

10,346

2024 6 28

A

, ...

10,000



&
™ &
Rar ñ0
É1) ò P 90 ()
()
(. ()

A

B

())@ UFW

77 7 ()
77

Ooyÿ P67(7)00x00A7 S Oo' Y P wB—@'

Ä5¾

() 'O! ^L9(ÄW G—X R e •€ñ0)—A6I /

p²p G J,

ž a "

		622.97	43.65%	850.2402	44.64%
A	()	543.62	38.09%	543.6156	28.54%
		200.00	14.01%	200	10.50%
A	A	26.54	1.86%	26.5419	1.39%
		34.09	2.39%	56.8182	2.98%
	/			227.2727	11.93%
		1,427.22	100.00%	1904.4886	100.00%

43.65% 44.64%

00

2023 12 35.68 /

13,563,147.21

4,175,994.96

2024

2024

= +

= -

13,494,452.08

-4,107,299.83

9,387,152.25

13,563,147.21

4,175,994.96

8325

711

555

8049908

55.17%

		/		
	104,520.27	414.59	4,333.33	
	103,182.51	839.94	8,666.67	
	207,702.78	625.89	13,000.00	
		2025	4,425.65	

50%

	2025	2024		
	612,725,262.55	336,419,856.76	276,305,405.79	82.13%
	165,903,480.98	2,450,632.88	163,452,848.10	6669.82%
	388,059,433.67	209,091,488.25	178,967,945.42	85.59%
	-29,880,484.43	-101,437,185.35	71,556,700.92	70.54%

2024

414.59 /

40 /

FirstLightDiagnostics



06




+

"



7

"



202109



2023 2024

	2024	2023
	1,349.89	683.86
	417.64	-400.51
	43.36	166.99
	-428.43	-667.44

2024

3

2024

6,757

1

2023 11

-

2024

2

1 2

QuantuMDx

1

()

2

3

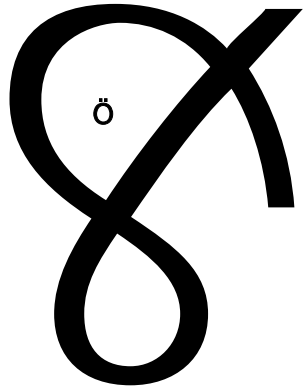

4

2025

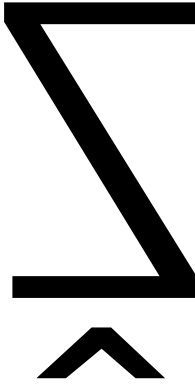
5

/

6



2023-2025 b c




2023-2025

5	22,271.14	3,864.71			13	2020 3	2022 10	()	96/384 (- 13 -)	315.14	8%	
6	13,426.77	512.60	1			2018 4	2022 10	(1+2)	(-)	3.57	1%	
7	12,731.02	1,676.32	2	A	88	50	60	2023 3	2024 7	A	127.1	8%
8	5,754.95	1,319.52	1	46 1	4	3	2019 3	2023 4	-	B A	332.93	25%
9	7,265.82	27.15					2020 9	2022 10	1/ - 2/ A 1	-	-	
/	138,598.83											

6 2006 1 3
2 4 5
5 2 3 4 1
6 7 8

23,788.26	18,634.27	5,153.99	21.67%
-----------	-----------	----------	--------




4

5

6

7), ž ž č



5

2890.63

4.95

"f c ž-š a "

2025 年 1 月 1 日

19

200
-20

10

2025

A

2,700

d

5

5

2025

2025 1

2

1

2

3

4

2025

2025



12